



www.spacresearch.com

US SPAC MONITOR

Jul 7, 2025

This Presentation (the “Presentation”) is provided on a strictly informational basis only. By reviewing or reading this Presentation, you will be deemed to have agreed to the obligations and restrictions set out below. Without the express prior written consent of SPAC Research LLC, the Presentation and any information contained within it may not be (i) reproduced (in whole or in part), (ii) copied at any time, (iii) used for making investment decisions. This Presentation does not constitute or form part of, and should not be construed as, an offer, invitation or inducement to purchase or subscribe for securities nor shall it or any part of it form the basis of, or be relied on in connection with, any contract or commitment whatsoever. This Presentation does not constitute either advice or a recommendation regarding any securities. This Presentation shall not constitute an offer to sell or the solicitation of an offer to buy nor shall there be any sale of these securities in any state in which such offer, solicitation or sale would be unlawful prior to registration or qualification under the securities laws of any such state.

No representations or warranties, express or implied are given in, or in respect of, this Presentation. To the fullest extent permitted by law in no circumstances will SPAC Research, or any of its respective subsidiaries, shareholders, affiliates, representatives, partners, directors, officers, employees, advisers or agents be responsible or liable for any direct, indirect or consequential loss or loss of profit arising from the use of this Presentation, its contents (including economic models or any other materials from SPAC Research), its omissions, reliance on the information contained within it, or on opinions communicated in relation thereto or otherwise arising in connection therewith. The information contained in this Presentation has not been independently verified. Recipients of this Presentation are not to construe its contents, or any prior or subsequent communications from or with SPAC Research or its representatives as investment, legal or tax advice. In addition, this Presentation does not purport to be all-inclusive or to contain all the information related to the subject matter. Recipients of this Presentation should each make their own evaluation of the subject matter and of the relevance and adequacy of the information and should make such other investigations as they deem necessary.

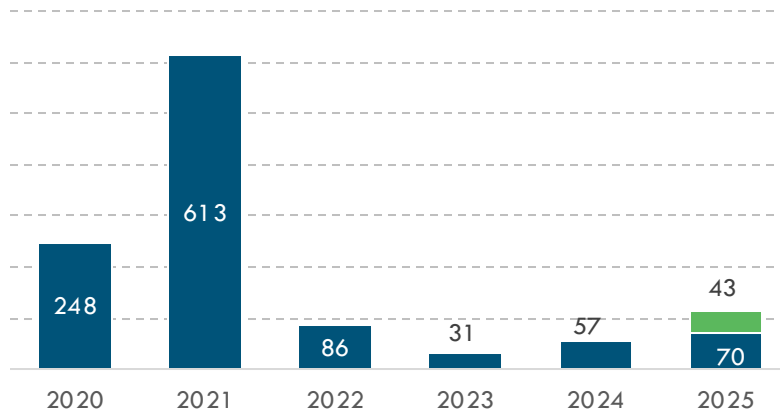
This Presentation contains illustrative returns, projections, estimates and beliefs and similar information (“Forward Looking Information”). Forward Looking Information is subject to inherent uncertainties and qualifications and is based on numerous assumptions, in each case whether or not identified in the Presentation. Forward Looking Information is provided for illustrative purposes only and is not intended to serve as and must not be relied on by any investor as, a guarantee, an assurance, a prediction or a definitive statement of fact or probability. Nothing in this Presentation should be construed as a profit forecast. Actual events and circumstances are difficult or impossible to predict and will differ from assumptions. Some important factors that could cause actual results to differ materially from those in any Forward-Looking Information could include changes in domestic and foreign business, market, Financials, political, and legal conditions. There can be no assurance that any Forward-Looking Information will be realized, and the performance may be materially and adversely different from the Forward-Looking Information. The Forward-Looking Information speaks only as of the date of this Presentation. SPAC Research expressly disclaims any obligation or undertaking to release any updates or revisions to any Forward Looking Information to reflect any change in SPAC Research’s expectations with regard thereto or any changes in events, conditions or circumstances on which any Forward Looking Information is based. Accordingly, undue reliance should not be placed upon the Forward-Looking Information.

The communication of this Presentation is restricted by law; it is not intended for distribution to, or use by any person in, any jurisdiction where such distribution or use would be contrary to local law or regulation. This Agreement supersedes and replaces all previous oral or written agreements, memoranda, correspondence, or other communications between the parties hereto relating to the subject matter hereof.

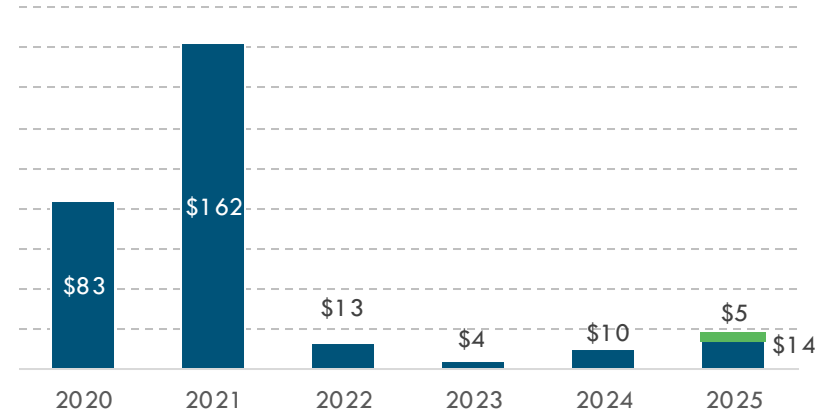
SPAC IPO & DEAL ACTIVITY

■ IPO Priced/Deals Closed ■ Filed but pending

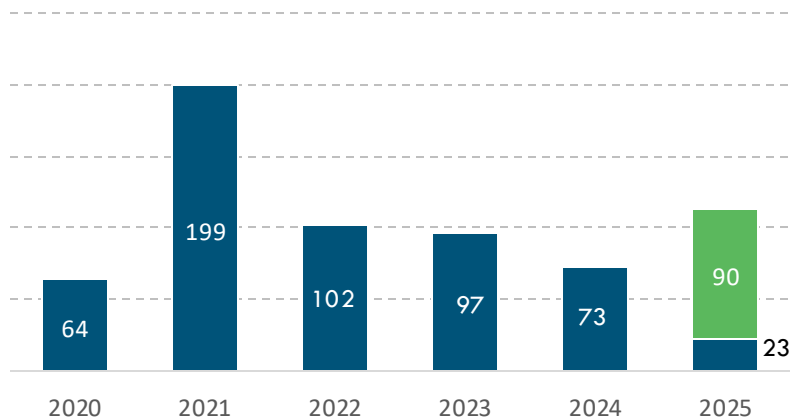
Number of SPAC IPOs



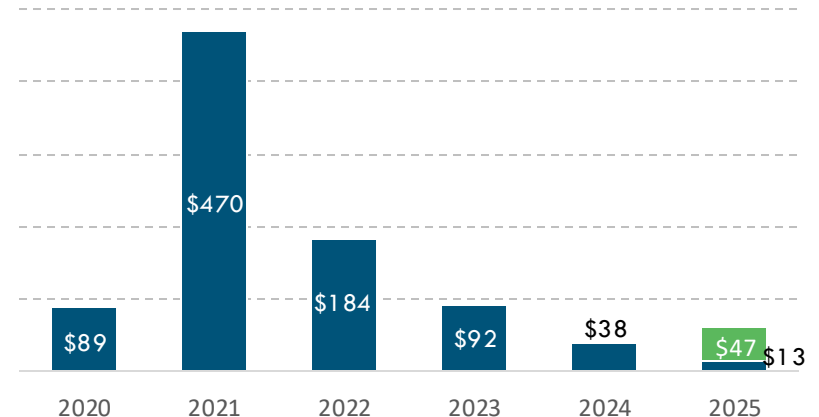
Value of SPAC IPOs, \$billion



Number of SPAC Deals



Value of SPAC Deals, \$billion



CURRENT SPAC PIPELINE

Current SPAC Pipeline	Number	Value, \$billion	
S-1 Filings	43	5.4	
Total Active SPACs	239	27.3	
- Searching for Deals	149	22.5	
- Live Deals	90	IPO:	4.8
		EV:	46.8
Closed Deals	23	13.2	
Liquidated SPACs	5	0.7	

WEEKLY SPAC ACTIVITY

SPAC Activity Last Week	Number	Value, \$million	
S-1 Filings	4	610	
IPOs	7	1,346	
New Deals Announced	2	IPO:	326
		EV:	-
Deals Closed	1	IPO:	58
		EV:	-
Liquidated SPACs	1	78	

SPAC IPOs: LAST WEEK

SPAC	Ticker	IPO Size, \$M	IPO Unit	Focus	Sponsor(s)	IPO Date	Fri Price, \$
Origin Investment Corp I	ORICU	60	S+W/2	General, Asia	1 st time SPAC team	2-Jul	10.00
EQV Ventures Acquisition Corp. II	EVAC.U	460	S+W/3	Energy, Global	2 nd SPAC by EQV Group	2-Jul	10.01
1RT Acquisition Corp.	ONCHU	173	S+W/4	Financial, Global	1RoundTable Partners	2-Jul	10.34
Vendome Acquisition Corp I	VNMEU	200	S+W/2	Consumer, Global	1 st time SPAC team	2-Jul	9.98
Indigo Acquisition Corp.	INACU	100	S+R	General, Global	1 st time SPAC team	1-Jul	10.02
NMP Acquisition Corp.	NMPAU	100	S+R	General, Global	1 st time SPAC team	1-Jul	9.98
Cohen Circle Aquisition Corp. II	CCIIU	253	S+W/4	Financial, Global	17 th SPAC by Cohen team	1-Jul	10.19

SPAC S-1 FILINGS: LAST WEEK

SPAC	Ticker	Filed IPO Size, \$M	IPO Unit	Focus	Sponsor(s)	Filing Date
Chenghe Acquisition III Co.	CHEC.U	110	S+W/2	General, Asia	4 th SPAC by Chenghe team	3-Jul
Emmis Acquisition Corp.	EMISU	100	S+R	General, Global	1 st time SPAC team	3-Jul
D. Boral ARC Acquisition II Corp.	ARBCU	250	S+W/2	General, Global	2 nd SPAC by D. Boral Capital	30-Jun
McKinley Acquisition Corporation	MKLYU	150	S+R	General, Global	1 st time SPAC team	30-Jun

LIVE DEALS (I)

SPAC	Ticker	Target	Focus	EV, \$M	EV/IPO	Deals Announced	Fri Price, \$
Crown PropTech Acquisitions	CPTK	Lancaster Exploration	Materials, Europe	-	-	3-Jul	-
Ribbon Acquisition Corp	RIBB	DRC Medicine	Healthcare, Asia	-	-	30-Jun	10.15
Launch One Acquisition Corp.	LPAA	Minovia Therapeutics	Healthcare, Asia	-	-	25-Jun	10.43
Columbus Circle Capital Corp. I	CCCM	ProCap BTC	Financial, US	-	-	23-Jun	10.54
Quartzsea Acquisition Corp	QSEA	Gaokai	Industrial, Asia	-	-	6-Jun	10.05
Churchill Capital Corp IX	CCIX	Plus	Automotive, Global	-	-	5-Jun	10.59
Investcorp Europe Acquisition Corp I	IVCBF	nexxbuild	Industrial, US	-	-	27-May	12.50
Horizon Space Acquisition II Corp.	HSPT	SL Bio	Healthcare, Global	-	-	12-May	10.22
Black Hawk Acquisition Corporation	BKHA	Vessicor Therapeutics	Healthcare, US	-	-	28-Apr	10.64
Cantor Equity Partners, Inc.	CEP	Twenty One	Financial, US	3,600	36.0x	23-Apr	29.68

LIVE DEALS (II)

SPAC	Ticker	Target	Focus	EV, \$M	EV/IPO	Deals Announced	Fri Price, \$
Voyager Acquisition Corp.	VACH	VERAXA Biotech	Healthcare, Europe	1,382	5.5x	23-Apr	10.41
GSR III Acquisition Corp.	GSRT	Terra Innovatum	Energy, US	-	-	22-Apr	10.80
Flag Ship Acquisition Corp	FSHP	Great Future Technology	Technology, Asia	-	-	22-Apr	10.43
Papaya Growth Opportunity Corp. I	PPYA	PX Energy	Energy, LatAm	-	-	21-Apr	11.01
Ares Acquisition Corporation II	AACT	Kodiak Robotics	Automotive, US	2,638	5.3x	14-Apr	11.30
International Media Acquisition Corp.	IMAQ	Vietnam Biofuels	Energy, Asia	1,000	4.3x	9-Apr	10.52
YHN Acquisition I Ltd	YHNA	Mingde Technology Limited	Energy, Asia	-	-	4-Apr	10.34
HCM II Acquisition Corp.	HOND	Terrestrial Energy	Energy, US	1,024	4.5x	26-Mar	11.10
Cohen Circle Acquisition Corp. I	CCIR	Kyivstar	Technology, Europe	2,025	8.8x	18-Mar	10.94
Relativity Acquisition Corp.	RACY	Instinct Brothers	Healthcare, Asia	242	1.7x	4-Mar	-

LIVE DEALS (III)

SPAC	Ticker	Target	Focus	EV, \$M	EV/IPO	Deals Announced	Fri Price, \$
Helix Acquisition Corp. II	HLXB	BridgeBio Oncology Therapeutics	Healthcare, US	360	2.0x	28-Feb	10.64
Arogo Capital Acquisition Corp.	AOGO	Bangkok Tellink	Technology, Asia	-	-	18-Feb	12.50
Quetta Acquisition Corporation	QETA	KM QUAD	Automotive, Asia	-	-	14-Feb	10.93
Nabors Energy Transition Corp. II	NETD	e2Companies	Energy, US	772	2.5x	12-Feb	11.08
A SPAC III Acquisition Corp.	ASPC	Bioserica	Consumer, Asia	-	-	27-Jan	10.23
Rising Dragon Acquisition Corp.	RDAC	HZJL	Technology, US	-	-	27-Jan	10.29
Embrace Change Acquisition Corp.	EMCG	Tianji	Industrial, Asia	-	-	27-Jan	12.15
Israel Acquisitions Corp	ISRL	Gadfin	Industrial, EEMEA	-	-	27-Jan	12.50
Colombier Acquisition Corp. II	CLBR	GrabAGun	Consumer, US	198	1.2x	6-Jan	15.82
Four Leaf Acquisition Corporation	FORL	Xiaoyu Dia Interconnect International Limited	Technology, Asia	-	-	19-Dec-2024	11.66

LIVE DEALS (IV)

SPAC	Ticker	Target	Focus	EV, \$M	EV/IPO	Deals Announced	Fri Price, \$
Athena Technology Acquisition Corp. II	ATEK	Ace Green Recycling	Technology, US	-	-	4-Dec-2024	10.00
Future Vision II Acquisition Corp.	FVN	Viwo Technology	Technology, Asia	-	-	29-Nov-2024	10.40
Hudson Acquisition I Corp.	HUDA	Aiways Automobile Europe	Automotive, Global	-	-	22-Nov-2024	-
DT Cloud Acquisition Corporation	DYCQ	Maius	Healthcare, Asia	-	-	23-Oct-2024	10.88
Investcorp AI Acquisition Corp	IVCAF	Bigtincan	Technology, Global	-	-	21-Oct-2024	11.02
Iron Horse Acquisitions Corp.	IROH	China Food Investment	Food, Asia	523	7.6x	2-Oct-2024	8.29
Breeze Holdings Acquisition Corp.	BRZH	YD Biopharma	Healthcare, Global	694	6.0x	25-Sep-2024	12.19
Future Tech II Acquisition Corp.	FTII	Longevity Biomedical	Healthcare, US	100	0.9x	20-Sep-2024	11.78
Chenghe Acquisition II Co.	CHEB	Polibeli Group	Consumer, Asia	3,600	41.9x	17-Sep-2024	9.94
Horizon Space Acquisition I Corp.	HSPO	Squirrel Enlivened International	Media & Entertainment, Asia	200	2.9x	16-Sep-2024	12.01

LIVE DEALS (V)

SPAC	Ticker	Target	Focus	EV, \$M	EV/IPO	Deals Announced	Fri Price, \$
Alpha Star Acquisition Corp	ALSAF	XDATA	Financial, Europe	-	-	13-Sep-2024	12.75
Southport Acquisition Corporation	PORT	Angel Studios	Media & Entertainment, US	1,560	6.8x	11-Sep-2024	11.60
Compass Digital Acquisition Corp.	CDAQF	EEW Renewables	Energy, Global	386	1.8x	6-Sep-2024	10.62
Keen Vision Acquisition Corporation	KVAC	Medera	Healthcare, US	623	4.2x	5-Sep-2024	11.39
Denali Capital Acquisition Corp.	DNQAF	Semnur Pharmaceuticals	Healthcare, US	-	-	3-Sep-2024	11.54
Cactus Acquisition Corp. 1 Ltd	CCTSF	Tembo E-LV	Automotive, Europe	904	7.1 x	29-Aug-2024	11.59
Mountain Crest Acquisition Corp. V	MCAG	CUBEBIO	Healthcare, Asia	-	-	29-Aug-2024	11.00
Concord Acquisition Corp II	CNDA	Events.com	Media & Entertainment, US	399	1.4x	27-Aug-2024	11.42
Plum Acquisition Corp. III	PLMJF	Tactical Resources	Materials, US	602	2.1 x	23-Aug-2024	11.29
Yotta Acquisition Corporation	YOTA	DRIVEit Financial Auto Group, Inc.	Automotive, US	-	-	21-Aug-2024	11.70

LIVE DEALS (VI)

SPAC	Ticker	Target	Focus	EV, \$M	EV/IPO	Deals Announced	Fri Price, \$
AlphaVest Acquisition Corp.	ATMV	AMC Corporation	Consumer, Global	180	2.6x	19-Aug-2024	11.78
Healthcare AI Acquisition Corp.	HAIAF	Leading Group	Financial, Asia	531	2.5x	15-Aug-2024	11.73
Integrated Rail and Resources Acquisition Corp.	IRRX	Tar Sands Holding II	Materials, US	165	0.7x	12-Aug-2024	17.00
Trailblazer Merger Corporation I	TBMC	Cyabra Strategy	Technology, EEMEA	70	1.0x	23-Jul-2024	11.73
Maquia Capital Acquisition Corporation	MAQC	Velocium	Technology, US	445	2.6x	22-Jul-2024	11.30
Aquaron Acquisition Corp.	AQUC	HUTURE	Automotive, Asia	1,000	18.5x	12-Jul-2024	10.60
Goldenstone Acquisition Ltd.	GDST	Infintium Fuel Cell Systems	Energy, US	130	2.2x	26-Jun-2024	11.90
Cartica Acquisition Corp	CRTAF	Nidar Infrastructure	Technology, Asia	4,184	18.2x	24-Jun-2024	12.25
Aimei Health Technology Co., Ltd	AFJK	United Hydrogen Group	Energy, Asia	1,600	23.2x	20-Jun-2024	11.15
Bayview Acquisition Corp	BAYA	Oabay	Financial, Asia	393	6.6x	7-Jun-2024	11.23

LIVE DEALS (VII)

SPAC	Ticker	Target	Focus	EV, \$M	EV/IPO	Deals Announced	Fri Price, \$
Integrated Wellness Acquisition Corp	WELNF	Btab Ecommerce Group	Technology, Global	-	-	31-May-2024	12.10
Distoken Acquisition Corporation	DIST	Youlife	Consumer, Asia	-	-	20-May-2024	28.00
WinVest Acquisition Corp.	WINV	Xtribe	Technology, Europe	147	1.3x	9-May-2024	12.55
Welsbach Technology Metals Acquisition Corp.	WTMA	Evolution Metals	Materials, Global	-	-	29-Mar-2024	15.00
IX Acquisition Corp.	IXAQF	AERKOMM	Technology, US	240	1.0x	29-Mar-2024	11.94
Bannix Acquisition Corp.	BNIX	VisionWave Technologies	Technology, US	6,200	89.9x	27-Mar-2024	12.00
APx Acquisition Corp. I	APXIF	OmnigenicsAI Corp, MultiAI Health	Healthcare, Global	340	2.0x	26-Mar-2024	11.84
Rigel Resource Acquisition Corp.	RRACF	Aurous	Materials, EEMEA	458	1.5x	11-Mar-2024	12.64
Perception Capital Corp. III	PFTA	RBio Energy	Energy, US	-	-	7-Feb-2024	-
Slam Corp.	SLAMF	Lynk Global	Technology, Global	914	1.6x	5-Feb-2024	11.72

LIVE DEALS (VIII)

SPAC	Ticker	Target	Focus	EV, \$M	EV/IPO	Deals Announced	Fri Price, \$
Globalink Investment Inc.	GLLI	Alps Global Holding Berhad	Healthcare, Asia	1,600	13.9x	31-Jan-2024	11.76
CSLM Acquisition Corp.	CSLMF	Fusemachines	Technology, Global	-	-	23-Jan-2024	12.05
Bowen Acquisition Corp	BOWN	Qianzhi BioTech	Healthcare, Asia	-	-	18-Jan-2024	10.10
Direct Selling Acquisition Corp.	DSAQ	Hunch Mobility	Travel & Hospitality, Asia	223	1.0x	18-Jan-2024	11.69
AlphaTime Acquisition Corp	ATMC	HCYC Asia	Financial, Asia	-	-	5-Jan-2024	11.84
ClimateRock	CLRCF	GreenRock	Energy, Europe	-	-	5-Jan-2024	12.10
Zalatoris II Acquisition Corp	ZLSSF	Eco Modular	Consumer, Europe	600	2.7x	5-Dec-2023	11.00
DUET Acquisition Corp.	DUET	Fenix 360	Technology, Global	610	7.1 x	28-Nov-2023	-
Pyrophyte Acquisition Corp.	PHYTF	Sio Silica Corporation	Materials, Global	708	3.5x	13-Nov-2023	11.81
Aimfinity Investment Corp.	AIMTF	Docter	Healthcare, Asia	-	-	16-Oct-2023	11.10

LIVE DEALS (IX)

SPAC	Ticker	Target	Focus	EV, \$M	EV/IPO	Deals Announced	Fri Price, \$
Inception Growth Acquisition Ltd	IGTA	AgileAlgo Holdings	Technology, Global	-	-	13-Sep-2023	12.30
Zalatoris Acquisition Corp.	TCOA	AnyTech365	Technology, Europe	220	1.3x	8-Sep-2023	-
Oak Woods Acquisition Corp	OAKU	Huajin (China) Holdings Limited	Industrial, Asia	-	-	14-Aug-2023	11.70
HHG Capital Corporation	HHGC	Perfect Hexagon Group	Financial, Asia	-	-	3-Aug-2023	-
Aura FAT Projects Acquisition Corp	AFAR	Allrites Holdings	Technology, Global	92	0.8x	9-May-2023	-
Northern Revival Acquisition Corporation	NRAC	Braiin	Food, US	215	0.9x	21-Mar-2023	-
PHP Ventures Acquisition Corp.	PPHP	Modulex Modular Buildings	Technology, Europe	738	12.7x	8-Dec-2022	-
Goal Acquisitions Corp.	PUCK	Digital Virgo	Media & Entertainment, Global	598	2.3x	17-Nov-2022	12.83
NorthView Acquisition Corporation	NVAC	Profusa	Healthcare, US	270	1.4x	7-Nov-2022	12.51
Technology & Telecommunication Acquisition Corporation	TETEF	Super Apps Holdings	Financial, Asia	1,100	9.6x	19-Oct-2022	12.08

2025 CLOSED DEALS (I)

SPAC	New Ticker	Target	Focus	EV, \$M	EV/IPO	Deals Closed	Fri Price, \$
JVSPAC Acquisition Corp.	HBNB	Hotel101	Travel & Hospitality, Global	-	-	30-Jun	3.40
Finnovate Acquisition Corp	SCAG	Scage International	Automotive, Asia	-	-	27-Jun	4.82
Perception Capital Corp. IV	BGL	Blue Gold Holdings	Materials, Global	-	-	25-Jun	107.64
ShoulderUp Technology Acquisition Corp.	DAIC	SEE ID	Technology, US	130	0.4x	20-Jun	6.04
Focus Impact BH3 Acquisition Company	SAFX	XCF Global Capital	Energy, US	1,829	8.0x	6-Jun	1.67
Hennessy Capital Investment Corp. VI	NAMM	Namib Minerals	Industrial, EEMEA	602	1.8x	5-Jun	9.30
Black Spade Acquisition II Co	TGE	World Media and Entertainment Universal	Media & Entertainment, Europe	892	5.8x	4-Jun	6.89
Global Star Acquisition, Inc.	KWM	K Wave Media	Media & Entertainment, Asia	610	6.6x	13-May	4.30
Bukit Jalil Global Acquisition 1 Ltd.	GIBO	Global IBO Group	Media & Entertainment, Asia	-	-	8-May	0.08
Iris Acquisition Corp	LIMN	Liminatus Pharm	Healthcare, US	175	0.6x	30-Apr	9.02

2025 CLOSED DEALS (II)

SPAC	New Ticker	Target	Focus	EV, \$M	EV/IPO	Deals Closed	Fri Price, \$
SK Growth Opportunities Corporation	BULL	Webull	Financial, Global	4,700	22.4x	10-Apr	14.30
Marblegate Acquisition Corp.	MGTE	DelPalma	Travel & Hospitality, US	750	2.5x	10-Apr	2.18
Battery Future Acquisition Corp.	KIDZ	Class Over	Consumer, Global	135	0.4x	4-Apr	2.78
Inflection Point Acquisition Corp. II	USAR	USA Rare Earth	Materials, US	870	3.5x	13-Mar	9.93
PowerUp Acquisition Corp.	ASBP	Aspire Biopharma	Healthcare, US	-	-	19-Feb	0.29
Western Acquisition Ventures Corp.	CYCU	Cycurion	Technology, Global	170	1.5x	14-Feb	0.36
Bellevue Life Sciences Acquisition Corp.	OSRH	OSR Holdings	Healthcare, Global	-	-	14-Feb	1.35
FTAC Emerald Acquisition Corp.	FLD	Fold	Financial, US	356	1.4x	14-Feb	4.28
RF Acquisition Corp.	GCL	GCL Asia	Media & Entertainment, Asia	-	-	13-Feb	3.40
Golden Star Acquisition Corporation	GMHS	Gamehaus	Media & Entertainment, US	500	7.2x	24-Jan	1.65

2025 CLOSED DEALS (III)

SPAC	New Ticker	Target	Focus	EV, \$M	EV/IPO	Deals Closed	Fri Price, \$
Chenghe Acquisition I Co.	KBSX	Femco Steel Technology Co.	Industrial, Asia	-	-	15-Jan	1.72
BurTech Acquisition Corp.	BZAI	Blaize, Inc.	Technology, Global	1,199	4.2x	13-Jan	2.82
Mars Acquisition Corp.	STAI	ScanTech Identification Beam Systems	Technology, US	323	4.7x	2-Jan	0.72

IPO UNDERWRITERS: LEAGUE TABLE YTD

Rank by Vol Sold	Underwriters	Bookrunner Volume, \$M ¹	% Share	Bookrunner Count	% Share
1	Cantor Fitzgerald	3,961	27.9%	16	18.8%
2	BTIG	3,136	22.1%	13	15.3%
3	Clear Street	1,761	12.4%	12	14.1%
4	Cohen Capital Markets	1,368	9.6%	13	15.3%
5	Santander	1,315	9.3%	5	5.9%
6	Kingswood	336	2.4%	2	2.4%
7	Seaport Global Securities	319	2.3%	4	4.7%
8	Citigroup	318	2.2%	2	2.4%
9	D. Boral Capital	256	1.8%	2	2.4%
10	Maxim	213	1.5%	3	3.5%
11	Stifel Nicolaus	201	1.4%	1	1.2%
12	EarlyBirdCapital	186	1.3%	2	2.4%
13	A.G.P	179	1.3%	3	3.5%
14	Needham	150	1.1%	1	1.2%
15	ThinkEquity	140	1.0%	2	2.4%
16	Northland Capital Markets	115	0.8%	1	1.2%
17	JonesTrading	110	0.8%	1	1.2%
18	UBS	77	0.5%	1	1.2%
19	Loop Capital Markets	63	0.5%	1	1.2%
20	Odeon Capital Group	0	0.0%	0	0.0%

1. Credit for Bookrunner Volume is awarded to the sole bookrunner or split equally among joint bookrunners